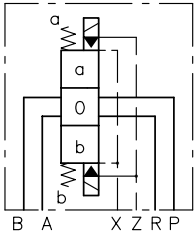
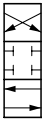

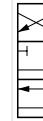
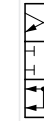

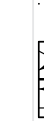



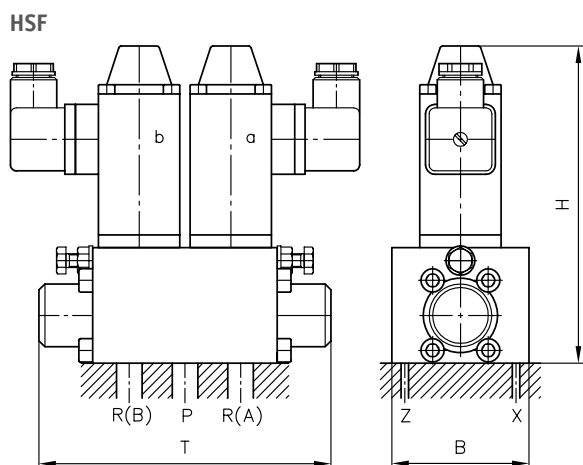


Function

Valve sections:

Basic symbol	Symbol									
HSF	G	D	E	C	W	B	L	H	F	
										
Manifold mounting valve	All flow pattern symbols also available with adjustable response time									

General parameters and dimensions



	Q_{max} [l/min]	p_{max} [bar]	Dimensions [mm]			m [kg]
			H	B	T	
HSF 3	80	400	137	59	126	2,8
HSF 4	160	400	157	70	184	5

Associated technical data sheets:

- Directional spool valve type PSL and PSV: [D 7700-2](#); [D 7700-3](#)
- Directional spool valve type HSF: [D 7493 E](#)
- Directional spool valve type HSL: [D 7493 L](#)

Plugs:

- Line connector type MSD and others: [D 7163](#)
- With economy circuit: [D 7813](#), [D 7833/1](#)